



# STRATEGIC SCALING & PROFITABILITY ROADMAP

Operational Blueprint for ApexBuild Constructors (2026–2030)

# VALIDATING THE PATH TO 3221% ROE

By shifting the service mix toward Construction Management execution and managing a precise Q1 2026 cash valley, ApexBuild achieves exponential returns.

**PRIMARY LEVER:  
PRIORITIZING CONSTRUCTION  
MANAGEMENT (\$1,800/HR)**

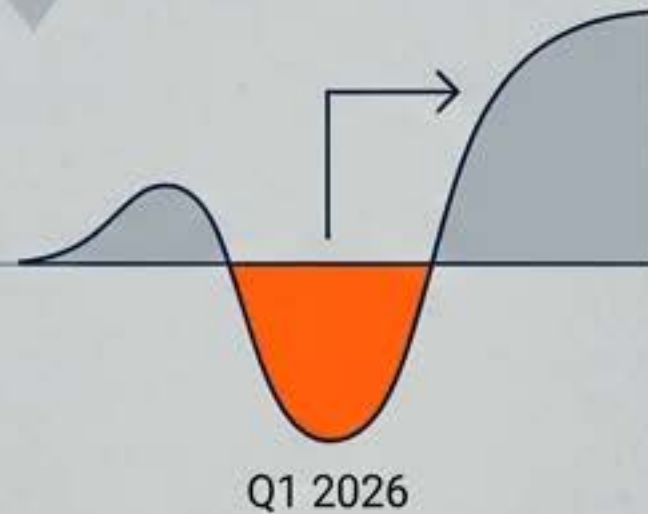
# \$3.95M

Projected Year 3 EBITDA



# \$832k

Roboto Mono  
Financing Required for  
Feb 2026 Peak Burn

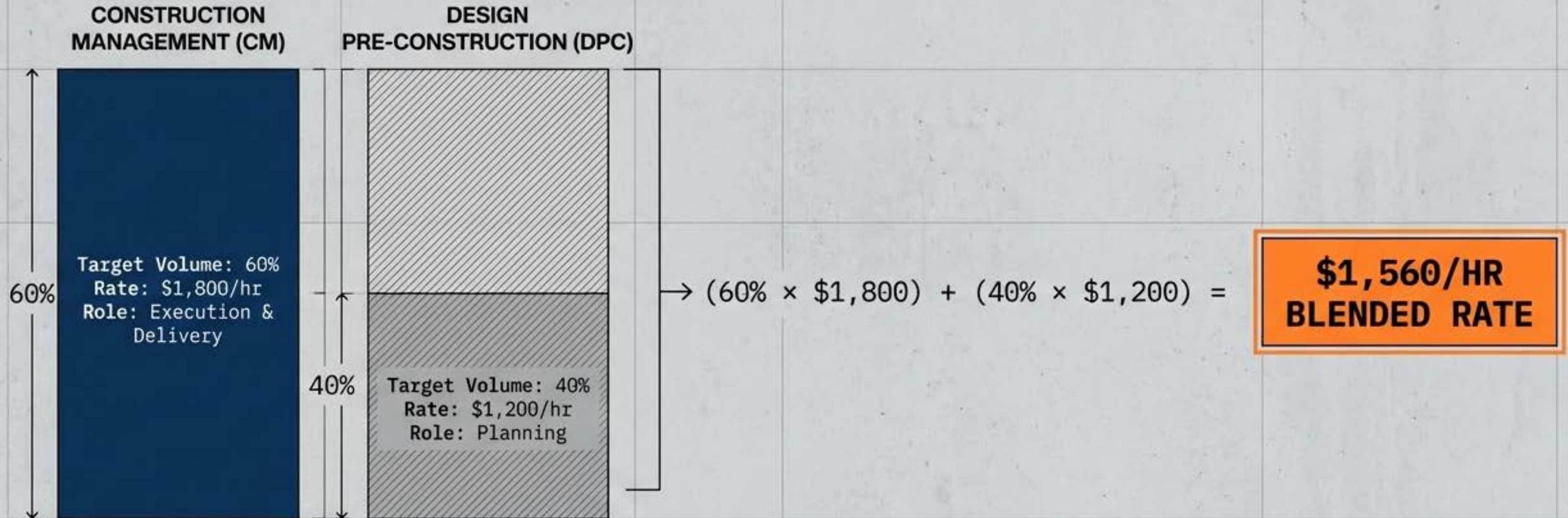


# April 2026

Roboto Mono  
Critical Breakeven Date

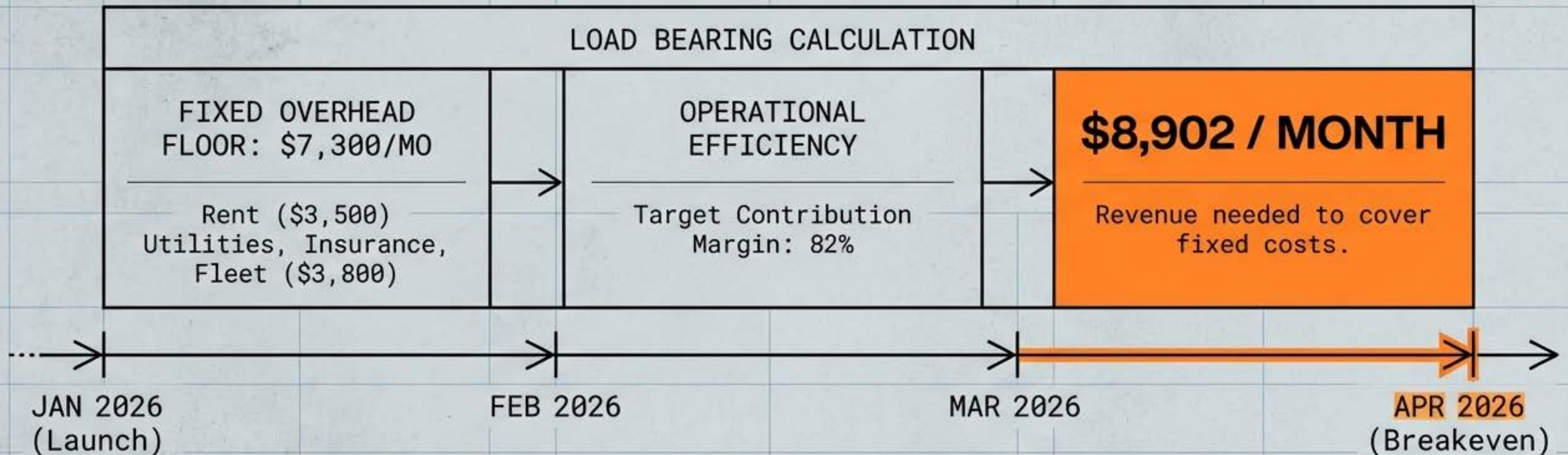


# PRIORITIZING CONSTRUCTION MANAGEMENT DRIVES MARGIN EXPANSION



**STRATEGIC INSIGHT:** Shifting volume toward execution minimizes reliance on lower-margin pre-project phases and accelerates overhead absorption.

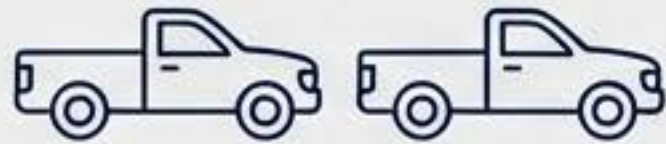
# STRUCTURING OPERATIONS FOR AN APRIL 2026 BREAKEVEN



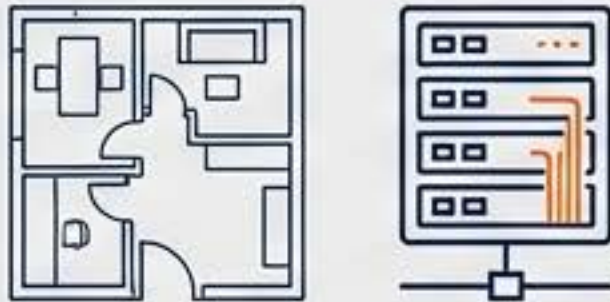
**RISK NOTE: MODEL ASSUMPTION:**  
STRICT ADHERENCE TO 82%  
MARGIN REQUIRED.

# INITIAL CAPEX: THE COST OF PROFESSIONAL ENTRY

TOTAL CAPITAL REQUIREMENT: **\$150,000** (DUE JAN 2026)



1. FLEET ASSETS: **\$85,000**

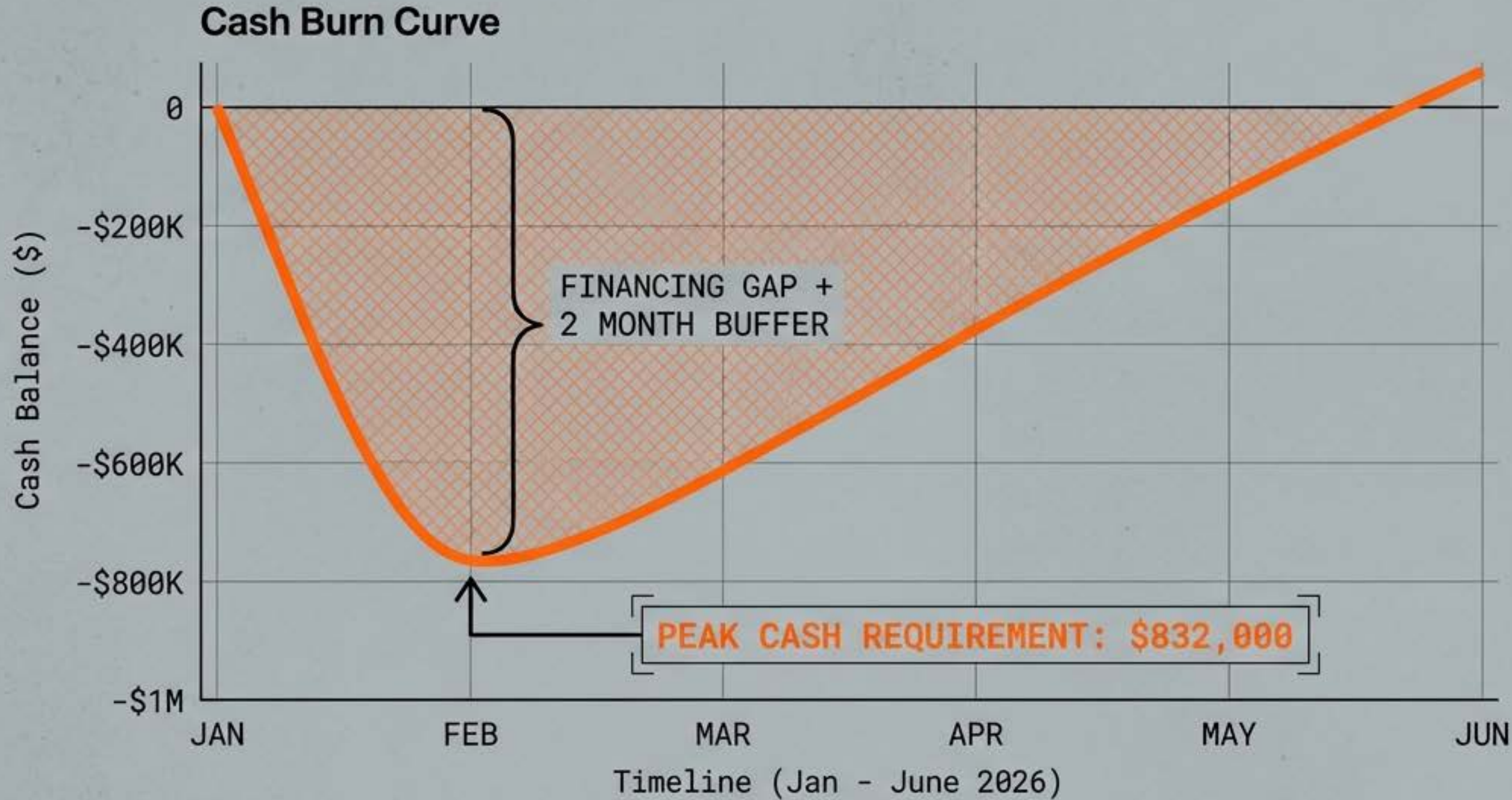


2. INFRASTRUCTURE: Balance of Funds

- Office Setup
- IT Systems (Leased)
- Specialized Tools

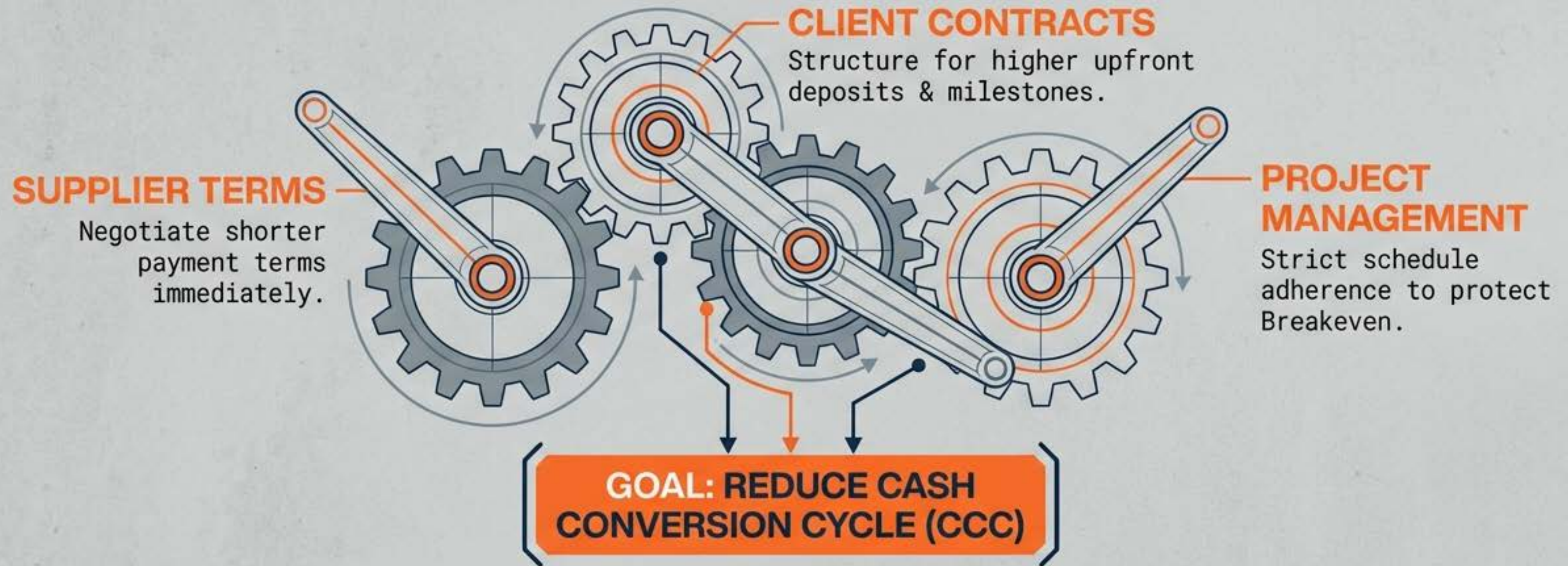
**CRITICAL PATH: FUNDING DELAY BEYOND JAN 2026 CAUSES PROJECT SCHEDULE SLIPPAGE AND CASH BURN.**

# NAVIGATING THE Q1 CASH FLOW VALLEY



Survival depends on securing bridge financing before the February burn rate accelerates. This covers the lag between project expenses and client milestone payments.

# TACTICAL LEVERS TO OPTIMIZE WORKING CAPITAL



**INSIGHT:** Every day of delay in execution extends the capital requirement.

# YEAR 1 ORGANIZATION: LEAN OPERATIONAL DISCIPLINE



## OPERATIONAL CONSTRAINT

Avoid management bloat in 2026 to protect startup capital.



METRIC: TOTAL FTE & LABOR EFFICIENCY

METRIC: FIXED VS. VARIABLE COST RATIO

# 2027 STRATEGIC EXPANSION & MANAGEMENT LAYERING

EARLY 2027

MID 2027

**HIRE 10 PROJECT MANAGERS**

Price tag: \$90k Salary Tier

Objective: Maintain transparency & on-time delivery.

**HIRE 5 SITE SUPERVISORS**

Price tag: \$75k Salary Tier

Objective: Oversee field execution quality.



**FUNDING SOURCE**

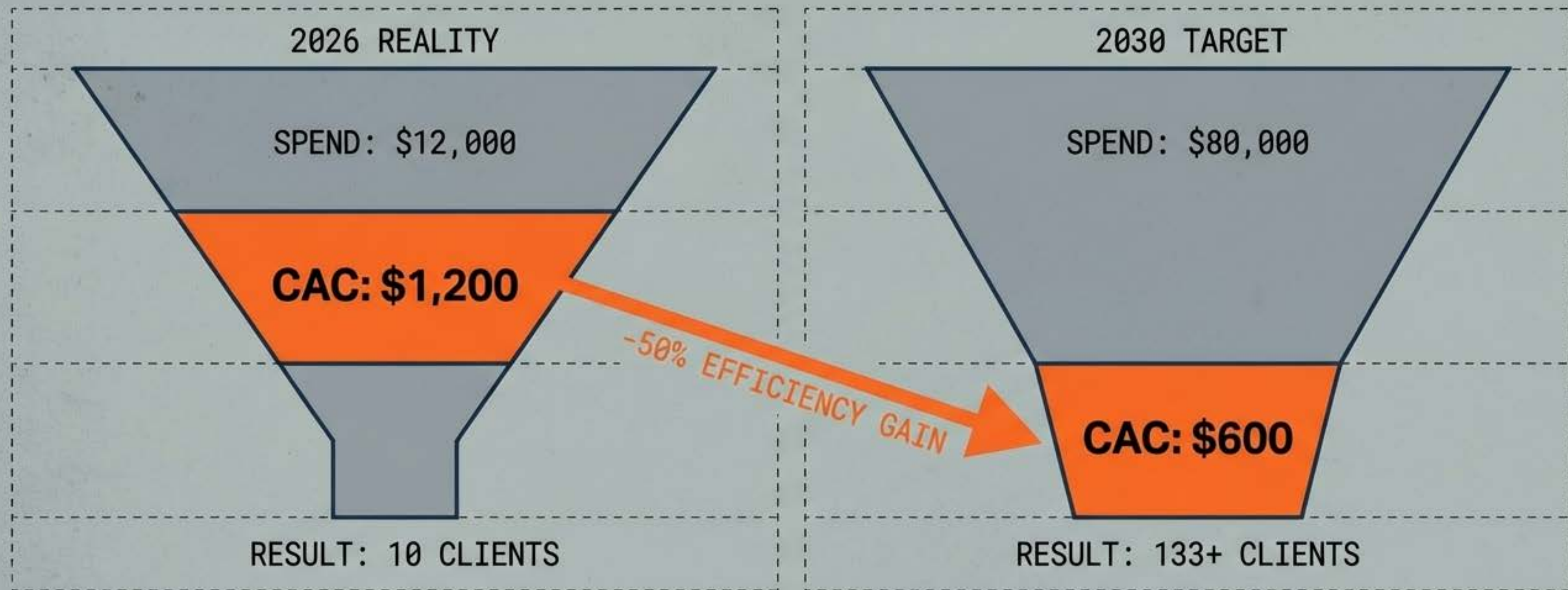
Funded by Contribution Margin of Active Projects.



METRIC: FTE GROWTH & PROJECT CAPACITY

METRIC: MARGIN ALLOCATION RATE

# MARKETING EFFICIENCY SCALES WITH VOLUME



STRATEGY: OPTIMIZATION OF DIGITAL CHANNELS AND MATURATION OF REFERRAL NETWORKS.



METRIC: CAC TREND & VOLUME EFFICIENCY

METRIC: SCALABLE GROWTH RATE

# THE VELOCITY OF VALUE CREATION (2026-2028)



Initial capital intensity yields exponential returns. The infrastructure built in Year 1 allows for rapid revenue absorption in Years 2 and 3.

METRIC: EBITDA GROWTH TREND

METRIC: RETURN ON INVESTED CAPITAL

# INVESTMENT THESIS & CAPITAL ACTIVATION



## IMMEDIATE CAPITAL REQUIREMENTS:

1. \$150,000 CAPEX (Due Jan 2026)
2. \$832,000 FINANCING (Due Feb 2026)

The operational blueprint is ready. Capital injection activates the timeline to April breakeven and Year 3 profitability.