



# Cat Cafe: Operational Budget & Financial Projections (2026-2027)

A Strategic Roadmap to Profitability and Cash Flow Stability

CONFIDENTIAL FEASIBILITY STUDY



# The \$101,000 Reality

Launching a prime-location Cat Cafe is capital-intensive. To survive the first year without new funding, the business requires a 14-month runway to bridge the gap between initial CapEx and the projected break-even point in early 2027.



## THE CAT'S CAPITAL CAFE - FINANCIAL PROOF

DATE: OCT 26, 2024 | TIME: 09:41 AM

---

ITEM: Total Monthly OpEx ..... \$101,000+  
 ITEM: Year 1 EBITDA ..... (\$256,000)  
 ITEM: Break-Even Target ..... Feb 2027

---

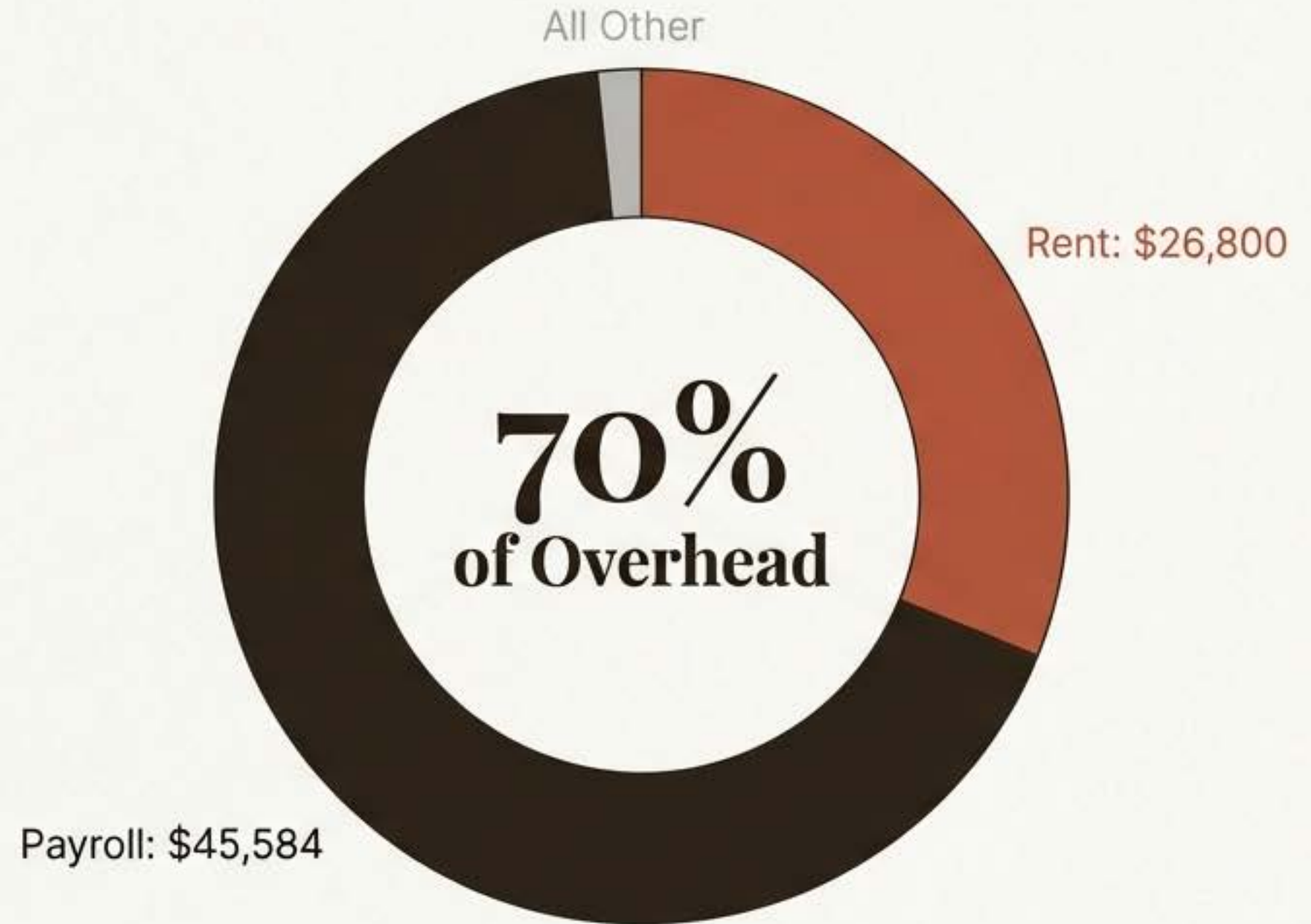
**TOTAL RUNWAY REQUIRED ..... 14 Months**



# The Unmovable Objects: Rent & Payroll

Two line items consume >70% of total fixed overhead.

These costs are inelastic—they bleed cash at the same rate regardless of customer volume or daily covers. High transaction volume is the only way to dilute their impact.



# Anatomy of Occupancy

A detailed floor plan of a restaurant layout is shown in the background. It includes a kitchen area with a stove and sink, a service counter, a bar area with stools, and several dining tables of various shapes and sizes, some with chairs. The layout is designed for efficient service and high customer density.

**\$26,800 Monthly (Fixed)**

Base Rent: \$25,000 (Prime Urban Location)  
Property Tax Allocation: \$1,800

## OPERATOR'S LENS

**The Risk:** If total monthly expenses hit \$100k, rent alone consumes **25%**.

**The Fix:** Negotiate fixed (non-percentage) lease terms. Maximize revenue per square foot through high customer density. Avoid long-term escalators in the first 36 months.

# Human Capital & The 'Hidden' Burden

**\$45,584**

JetBrains Mono

**Monthly  
Base Payroll**

Supports 90 FTEs (Service + Animal Care)

## Optimization Tactics

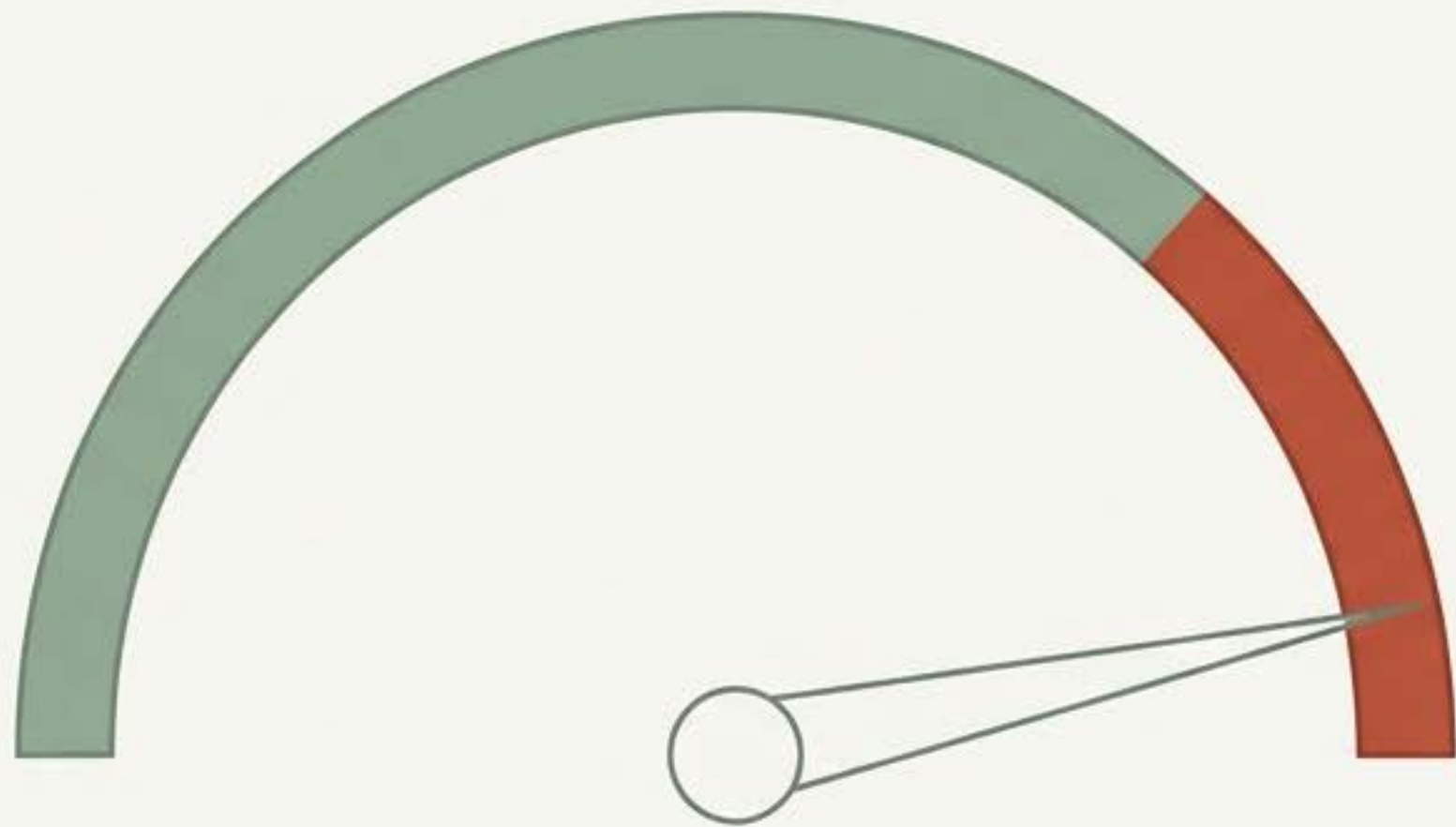
- Cross-train staff (Barista + Cat Warden duties).
- Strict scheduling aligned with peak brunch/dinner covers to prevent overstaffing during lulls.



### Cash Outlay Variance:

The \$45k figure is base salary only. Actual cash outlay will be significantly higher (approx. **+\$10k/month**) once employer taxes and benefits are applied.

# CRITICAL RISK: The Inventory Gap



**120% COGS**

Current projection: \$11,726/mo

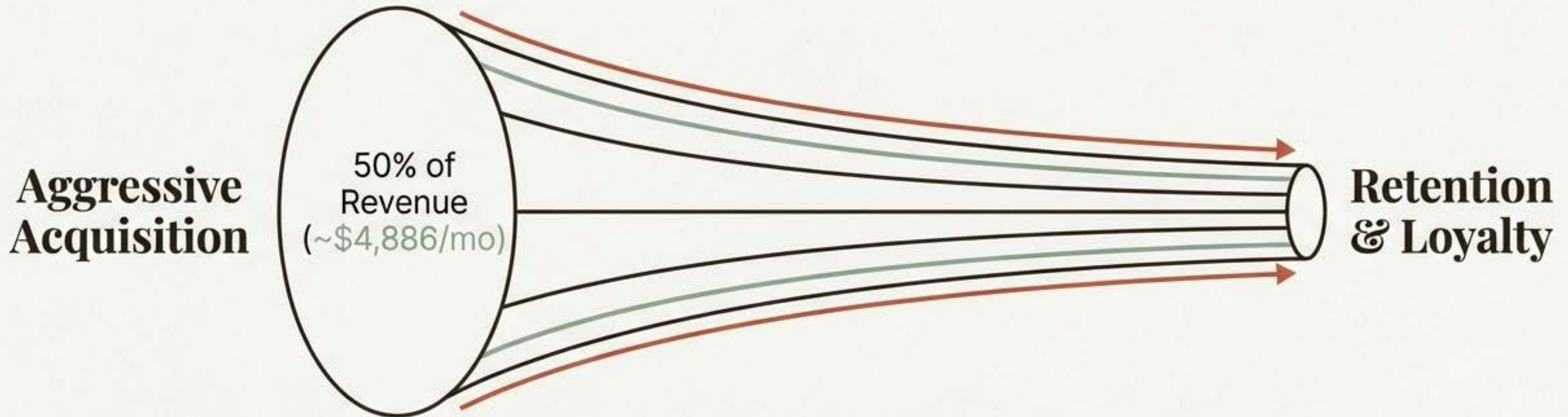
## The Verdict:

This model guarantees losses before rent or payroll are even paid. The menu pricing or sourcing strategy is fundamentally broken.

## Required Action:

- Target Industry Standard: 28–35%.
- Immediate Fixes: Raise menu prices, renegotiate supplier contracts, and implement daily spoilage audits.

# Fueling the Launch: Variable Marketing



**Phase 1 (Months 1-6):** High burn on digital ads/promotions to drive awareness.

**Phase 2 (Month 6+):** Must shift focus to Retention/Loyalty.

**Key Metric:** Track Cost Per Acquisition (**CPA**) relentlessly. If the contribution margin per customer doesn't cover this spend, the budget must be **cut**.

# The Cost of Compliance & Care

## UTILITIES

**\$3,500**

HVAC/Climate control is critical for cats. Includes water and gas.

## MAINTENANCE

**\$3,400**

Split: Professional Cleaning (\$2,200) + General Upkeep (\$1,200). Essential for hygiene.

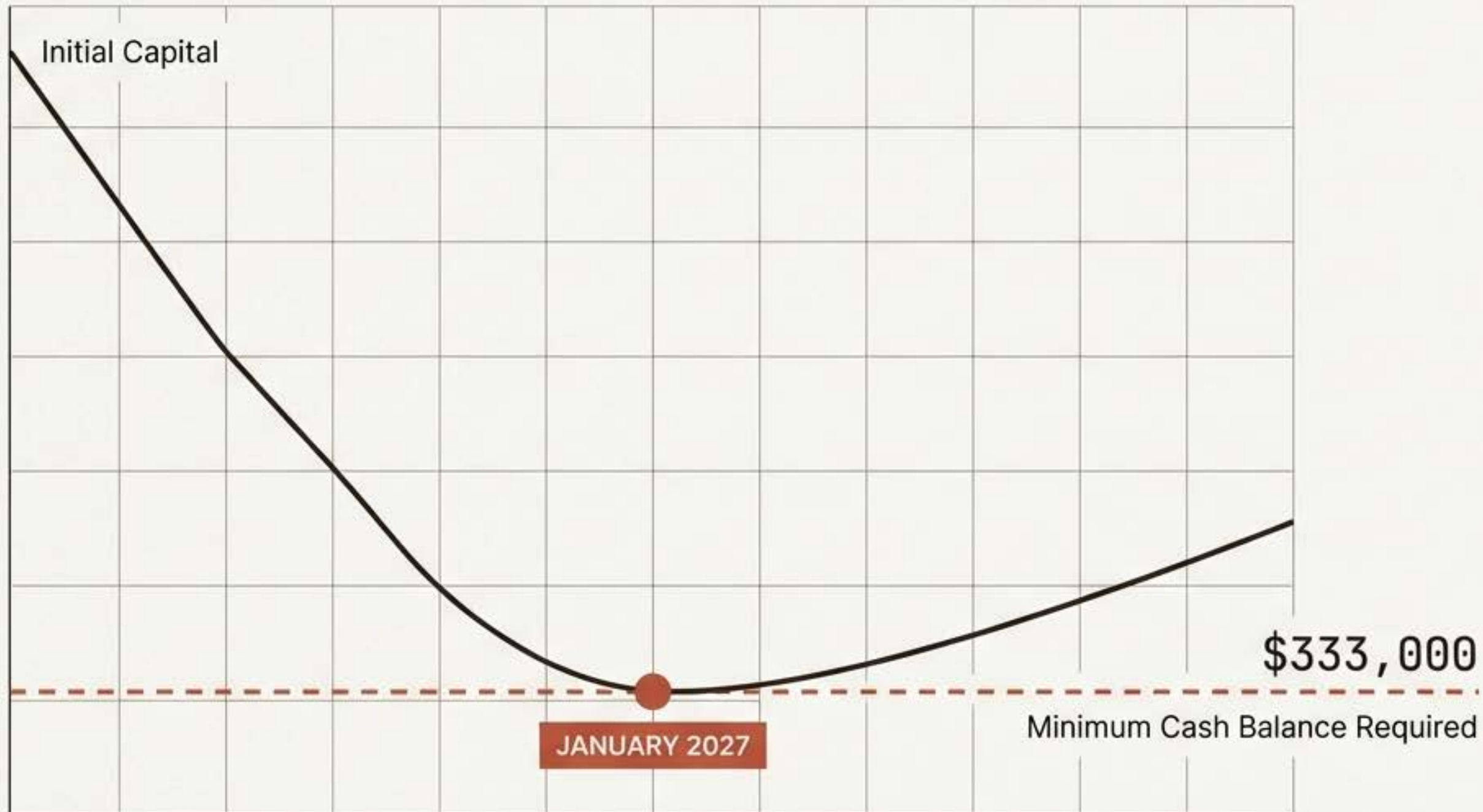
## COMPLIANCE

**\$1,950**

Liability Insurance (\$1,500) & Permit Amortization (\$450).

**Bottom Line:** These are **'Life Support' costs**. Cutting here risks **shutdown** or **reputational damage**.

# The Cash Valley: Runway Analysis



## Analysis:

The initial equity raise must cover all CapEx plus this \$333k operational hole. The business will generate a negative EBITDA of \$256k in Year 1.

## Takeaway:

Failing to secure this buffer means the business dies in Month 12.



# Scenario Planning: The Downside Case

What if customer covers drop 20% below forecast?



Cash Burn Increases

**+\$12,000 / month**



Break-Even Delayed

**+2 Months**

**Sensitivity Note:** A 10% drop in Average Order Value (AOV) combined with low covers further exacerbates the timeline.

# The Contingency Playbook

Protecting the \$333k Buffer

**TRIGGER:** If cuts don't close the gap in 45 days.

## Marketing

Cut variable spend by **\$5,000/mo**  
(focus only on high-intent traffic).

## Labor

Implement hiring freeze on  
non-essential roles.

## CapEx

Defer Q3 POS system upgrades.

## COGS

Renegotiate suppliers **(-3%)** and  
raise dessert prices **(+5%)**.

# The Financial Constitution

Boutique Financial Editorial | Inter

1. **Protect the Floor:** Maintain the **\$333,000** cash buffer at all costs.
2. **Fix the Ratio:** Reduce COGS from **120%** to **<35%** immediately.
3. **Manage the Heavyweights:** Aggressively optimize Rent and Payroll (**70%** of overhead).
4. **Target:** Survive the 'Cash Valley' to reach Break-Even by February **2027**.